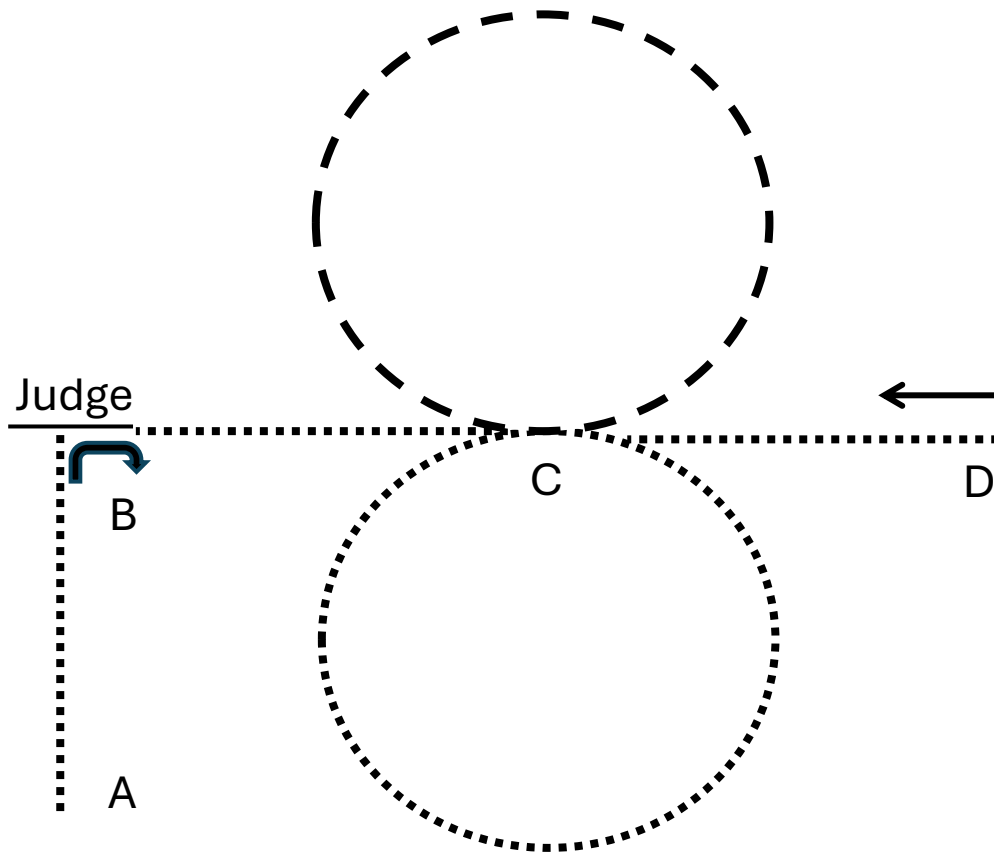


# VWB Jugend



- A Be ready at the first cone A
- A-B Walk from cone A one horse length past cone B
- B Stopp and set up, inspection
- B Perform a 90° turn to the right
- B-C Walk to cone C
- C Trot a circle to the left
- C Walk a circle round cone C to the right
- C-D Walk from cone C to cone D
- D Stopp and back up one horse length
- Exit at a walk

## Legend:

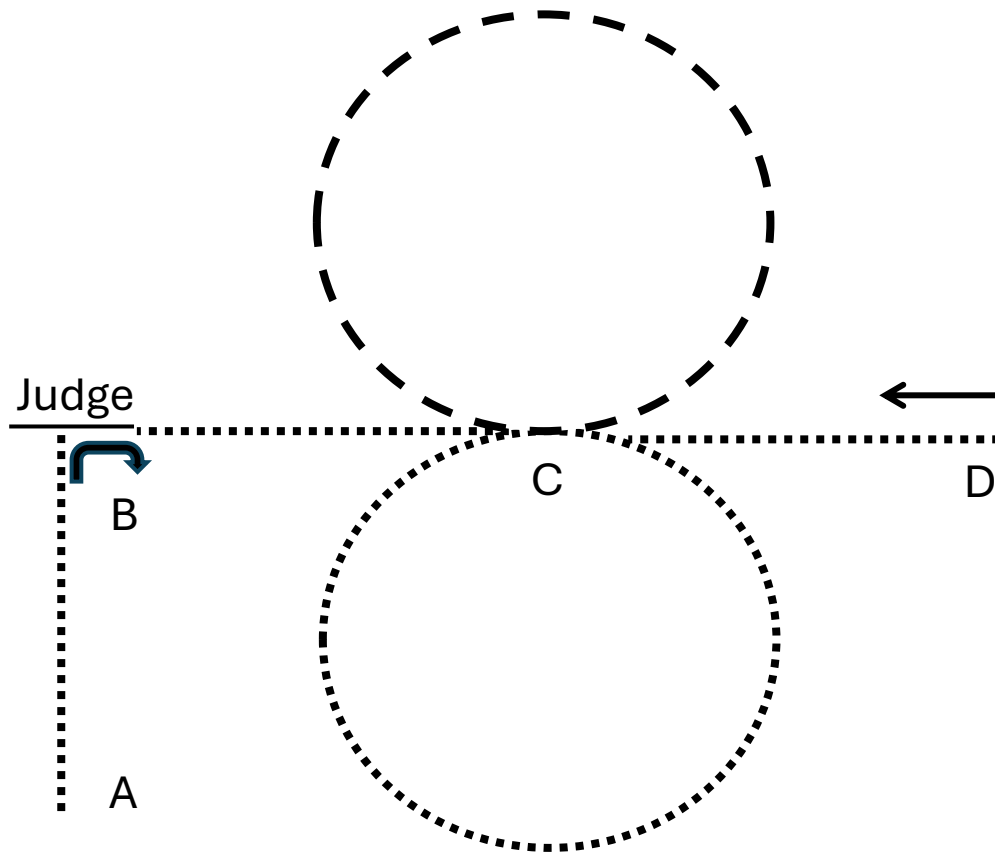
Trot: - - -

Walk: .....

Back up: ←

Marker: A, B, C, D

# VWB Einsteiger



- A Be ready at the first cone A
- A-B Walk from cone A one horse length past cone B
- B Stopp and set up, inspection
- B Perform a 90° turn to the right
- B-C Walk to cone C
- C Trot a circle to the left
- C Walk a circle round cone C to the right
- C-D Walk from cone C to cone D
- D Stopp and back up one horse length
- Exit at a walk

## Legend:

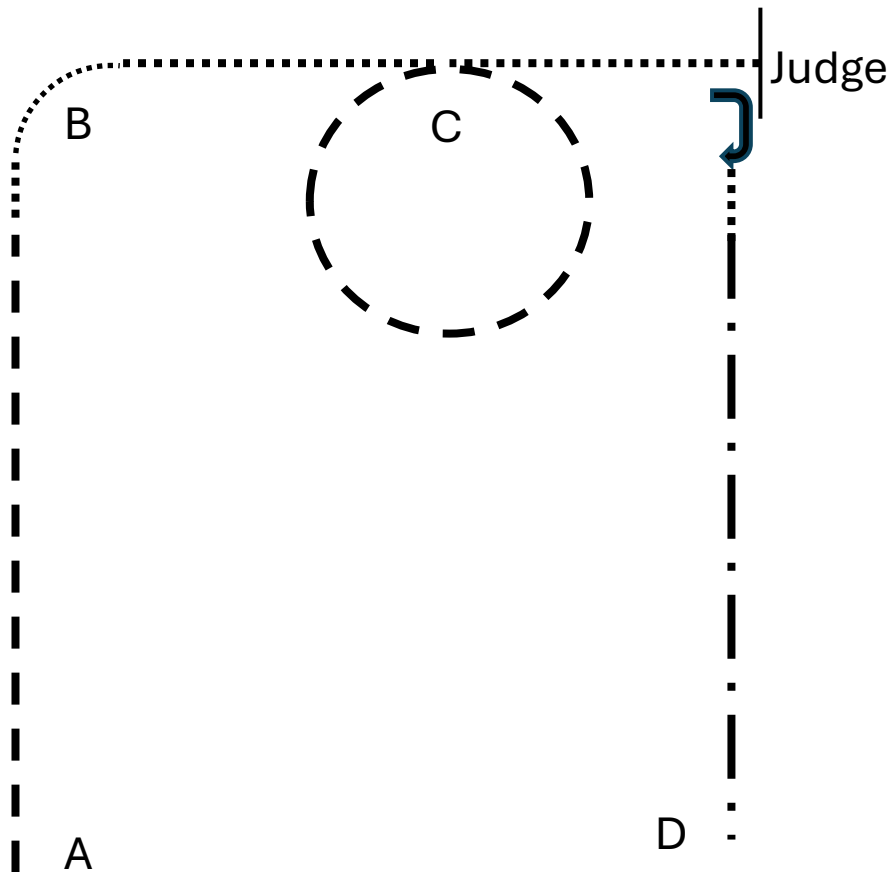
Trot: - - -

Walk: .....

Back up: ←

Marker: A, B, C, D

# VWB Amateur



- A Be ready at the first cone A
- A-B Trot from cone A just before cone B
- B Walk to and around B
- B-C Walk to cone C
- C Trot a circle to the right
- C Walk to judge, set up, inspection  
After inspection perform a 90° turn to the right
- Judge-D Walk a few steps, extend trot to D
- D Stopp and exit at a walk

## Legend:

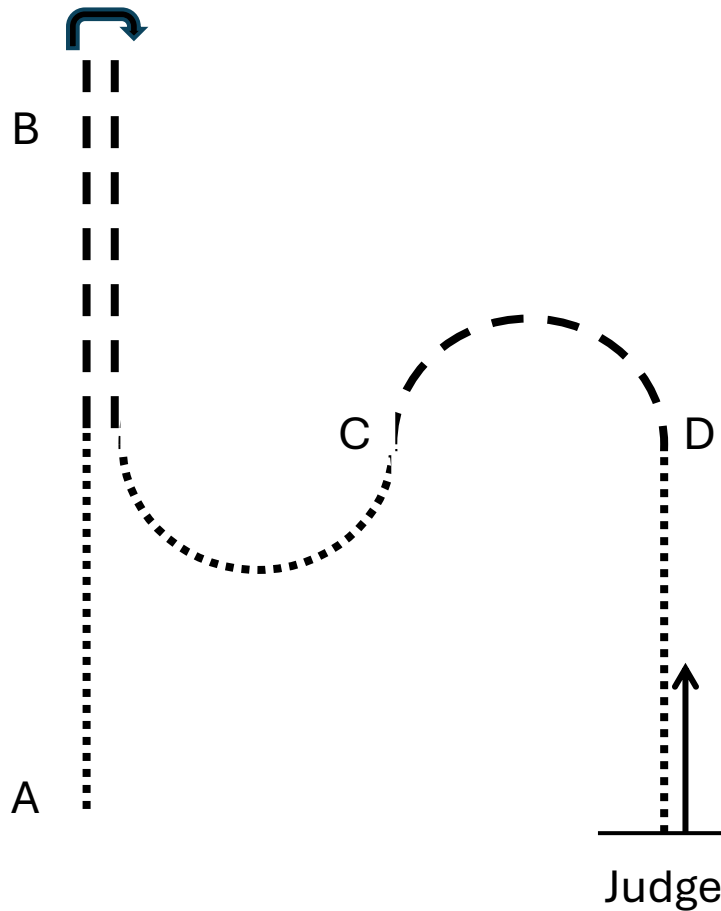
Trot: - - -

Walk: .....

Extend Trot: — . —

Marker: A, B, C, D

# Allround-Cup



- A Be ready at the first cone A
- A-B Walk halfway, then trot one horselength past cone B
- Past B Perform 1 ½ turns to the right
- Past B-C Trot halfway back to cone A, walk half a circle to cone C
- C-D Trot half a circle
- D Walk to judge, set up, inspection  
After inspection back up one horselength  
Exit at a walk

## Legend:

Trot: - - -

Walk: .....

Back up: ←

Marker: A, B, C, D