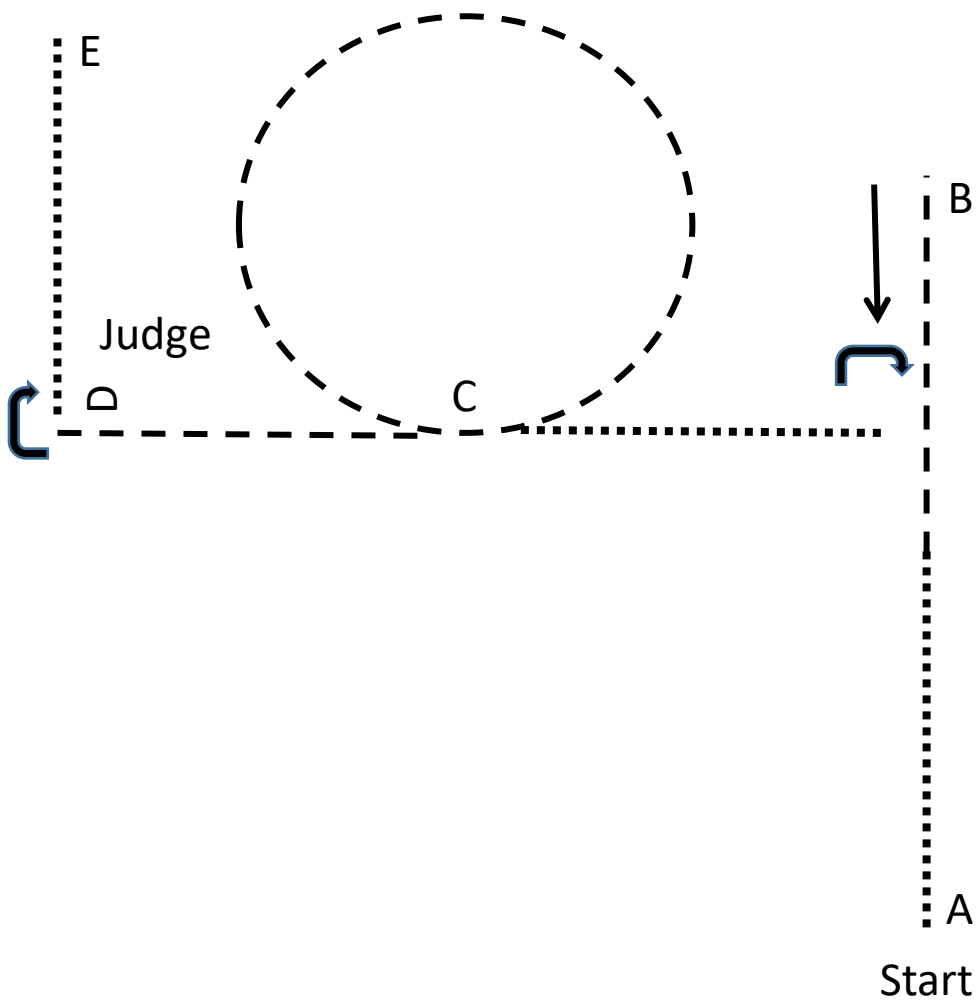


VWB Amateur Showmanship



- A Be ready at the first cone A
- A-B Walk halfway from cone A to cone B
- A-B Trot to cone B
- B Stopp at cone B and back up one horselength, after perform a 270° turn to the right
- Turn-C Walk to cone C
- C Trot a big circle to the right
- C-D Trot from cone C to cone D
- D Stopp and perform a 90° turn to the right; set up
- D-E Walk from cone D to cone E, stopp at cone E

Legend:

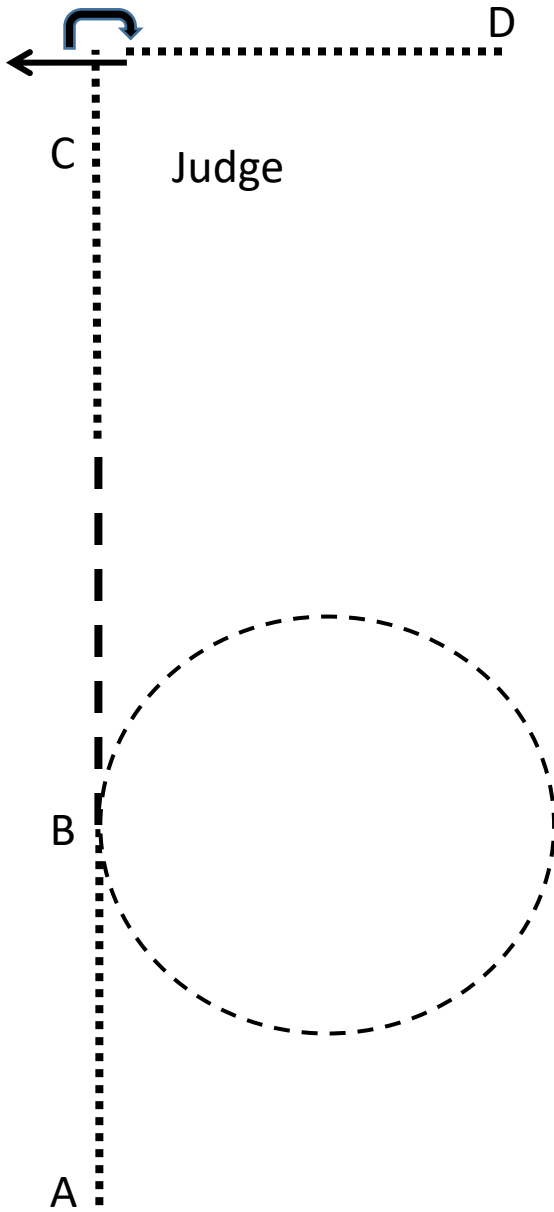
Trot: - - - - -

Back up: ←

Walk: ········

Marker: A, B, C, D, E

VWB Einsteiger Showmanship



- A Be ready at the first cone A
- A – B Walk from cone A to cone B
- B Trot a small circle to the right
- B – C Trot halfway to C; Walk a horse length past cone C
- C Perform a 90° turn to the right, stop and back up 4 steps; set up
- C – D Walk from cone C to cone D

Legend:

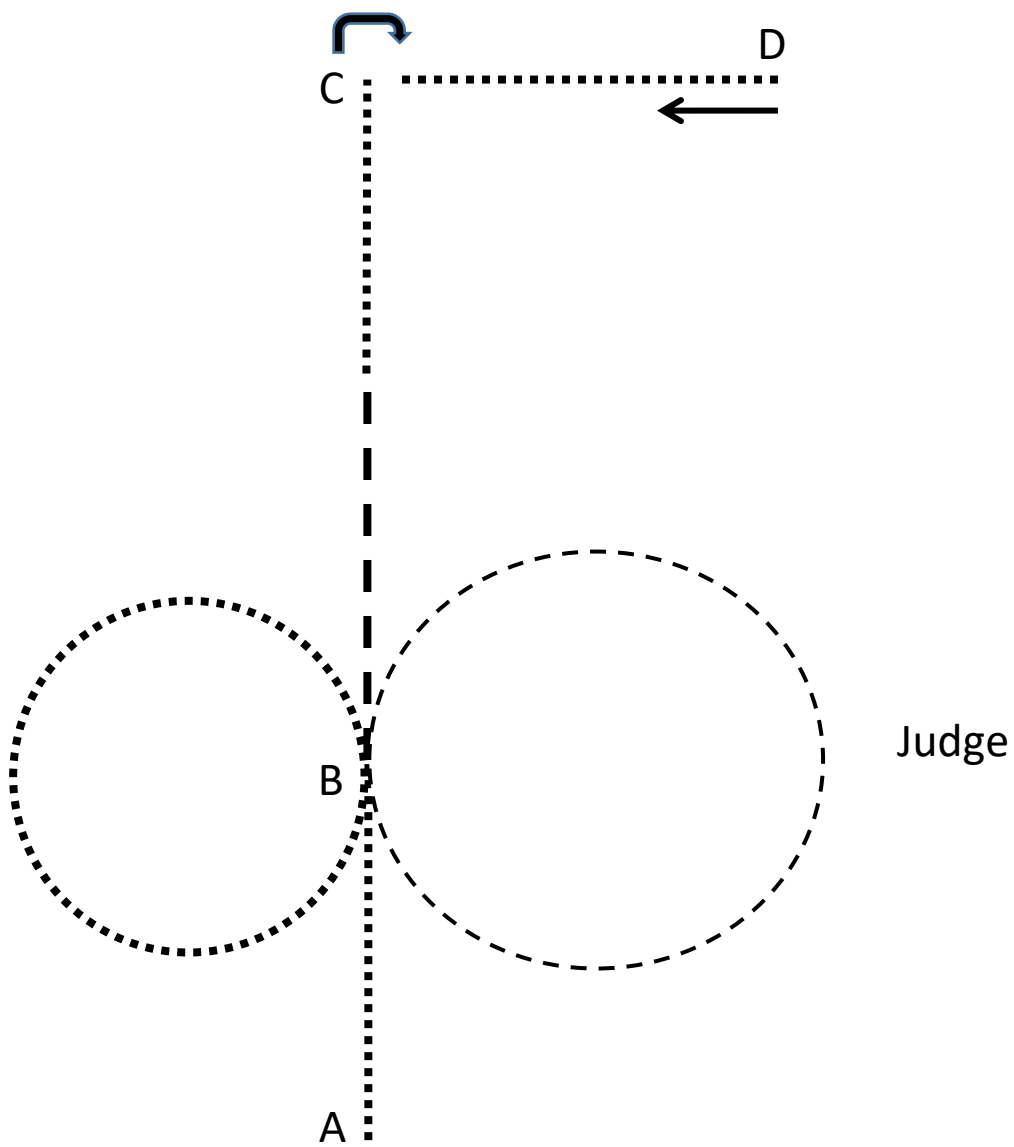
Trot: - - - - -

Walk:

Back up: ←

Marker: A, B, C, D

VWB Jugend Showmanship



- A Be ready at the first cone A
- A – B Walk from cone A to cone B; set up
- B Walk a small circle to the left
- B Trot a circle to the right
- B – C Trot halfway to C; Walk to cone C
- C Perform a 90° turn to the right, stop
- C – D Walk from cone C to cone D
- D Back up one horse length

Legend:

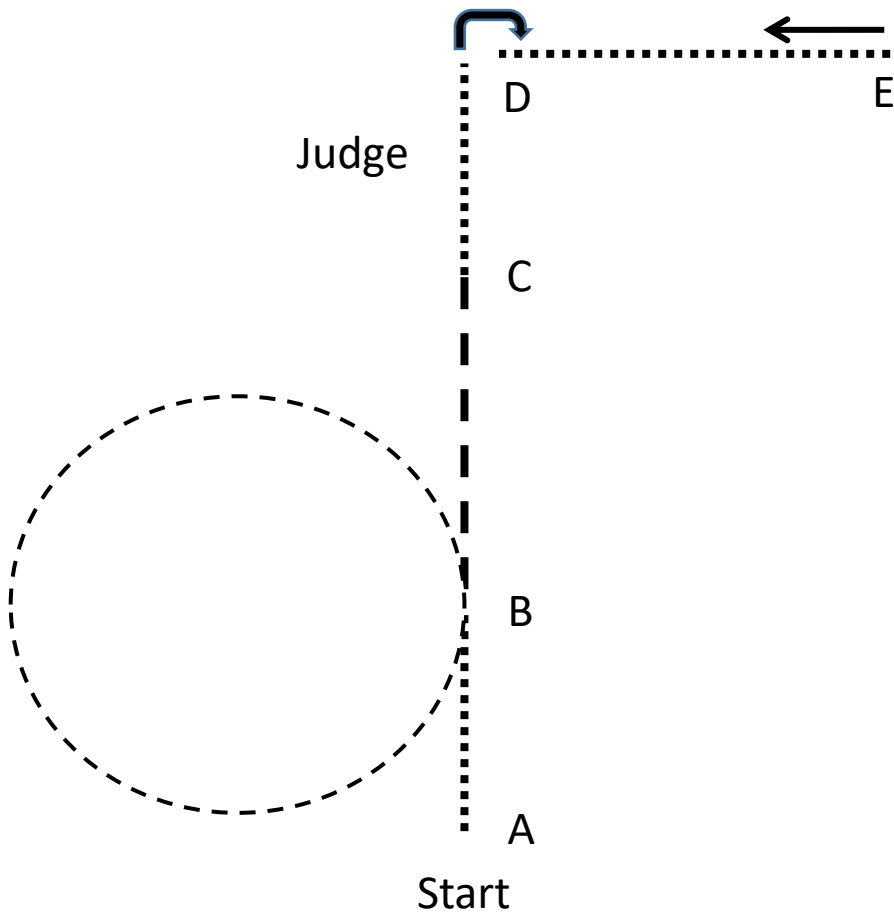
Trot: - - - - -

Walk: ········

Back up: ←

Marker: A, B, C, D

Any Horse Any Rider Showmanship



- A Be ready at the first cone A
- A-B Walk from cone A to cone B
- B Trot a big circle to the left
- B-C Trot from cone B to cone C
- C-D Walk from cone C past cone D
- D Stopp an set up
- D Perform a 90° turn to the right
- D-E Walk from cone D to cone E
- E Back up one horse length

Legend:

Trot: - - - - -

Back up: ←

Walk: ······

Marker: A, B, C, D, E